

Receiver module EM6 JJY40

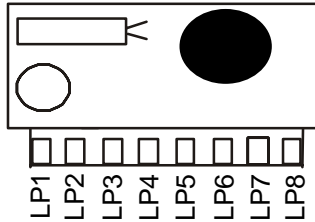
Order number: FBJ 13010



The receiver module EM6, working with a ferrite antenna, is a complete receiver and demodulation unit for time signal senders. Using an external connection configuration it is possible to select and output the demodulated time signal inverted or not inverted to the corresponding output pin for the further processing (decoding).

Pin configuration :

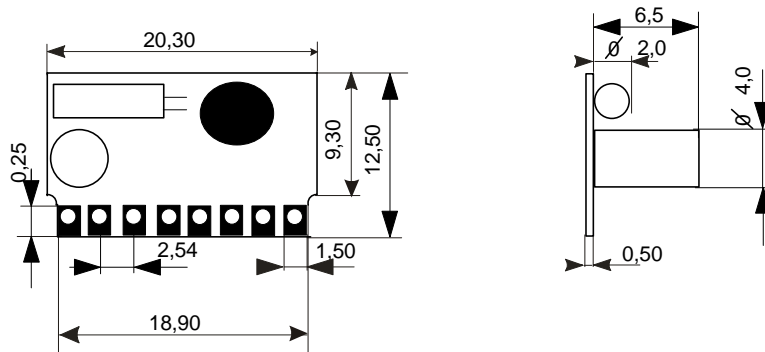


Original size



- LP1 - GND
- LP2 - VCC
- LP3 - ANT2
- LP4 - ANT1
- LP5 - PON
- LP6 - Time signal 
- LP7 - / Time signal 
- LP8 - TEST

Dimensions :



Technical characteristics :

Parameters	Test conditions	Symbol	min	typ	max	Unit
Operating temperature Range	$V_{CC} = 3V$	T	0		50	$^{\circ}C$
Power supply		V_{CC}	1,5		3	V
Power consumption	$V_{CC} = 3V, U_{PON} = 0V$	I_{CC}			250	μA
Input voltage ANT1-ANT2	$U_{CC} = 3V, U_{PON} = 0V$	V_{IN}		0,4	0,6	μV
Output current	$U_{CC} = 3V, U_{PON} = 0V$	I_{OUT}				μA

Model :

Model	Input signal	Note
EM6 JJY	JJY ; 40 kHz	Standard temperature range